



WILDERNESS



Botswana

ASTONISHING WILDLIFE & LANDSCAPES

Heed the call of the wild on a Botswana safari. Explore the magical Okavango Delta, the vast Central Kalahari and game-rich Linyanti.



DISCOVER

BOTSWANA



WILDERNESS
VIDEOS

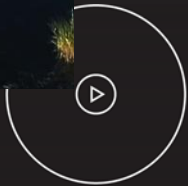


ON SOCIAL

Best of Botswana

It's heart-thumpingly wild. It's Botswana at its best.

From guaranteed exceptional sightings of elephants to a place of plenty where predators reign supreme. It's trips like these that will have you falling in love with Africa.



DISCOVER AFRICA

Botswana



POPULATION
2,346,179 (2022)



ENTRY DATE
1983



CAPITAL
Gaborone



CAMPS
24 camps



SIZE OF COUNTRY
581,730 km²



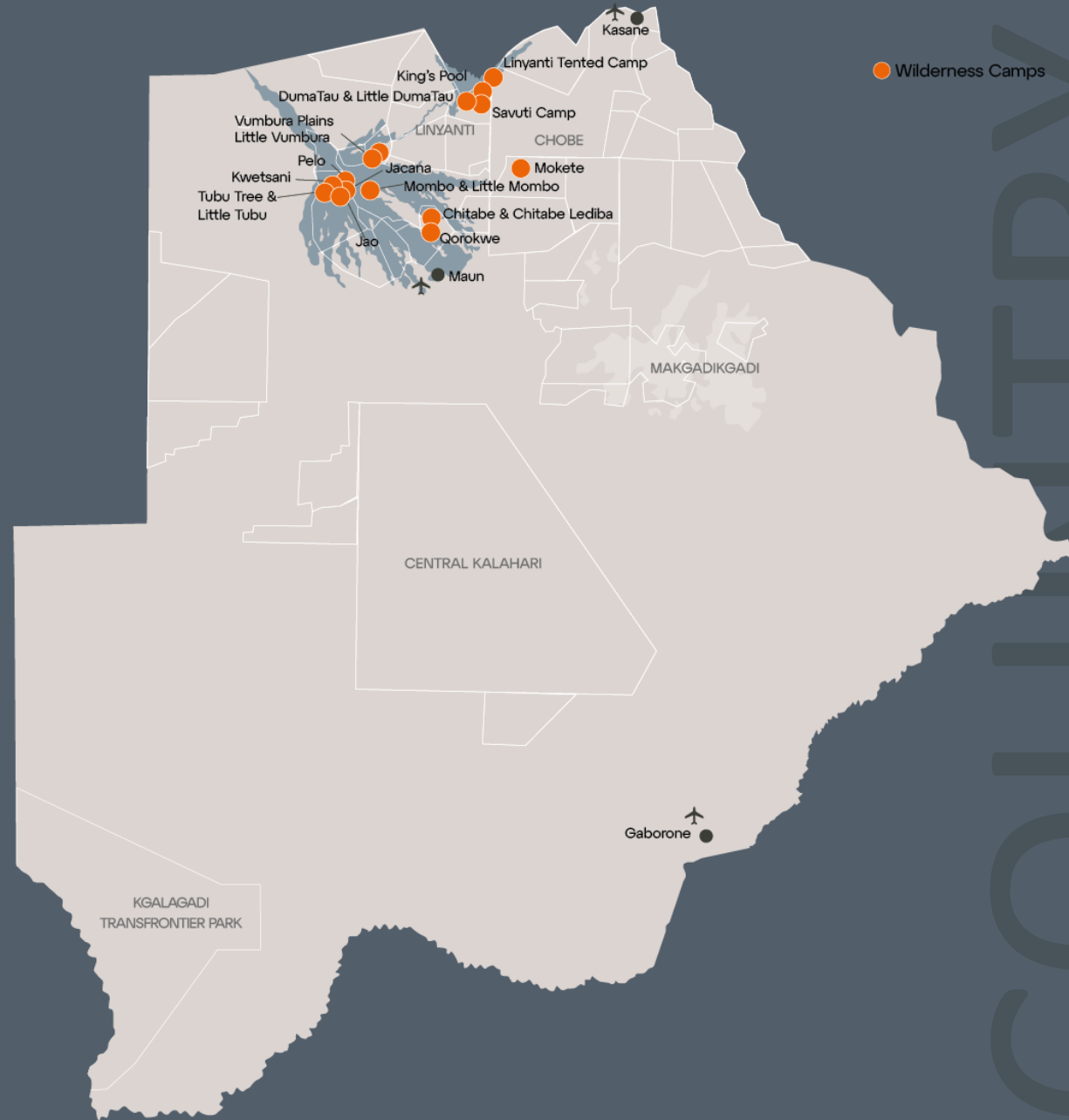
AIRCRAFT
12 charter planes



LAND UNDER PROTECTION
244,327 km² (42%)




WILDERNESS STAFF
1400+

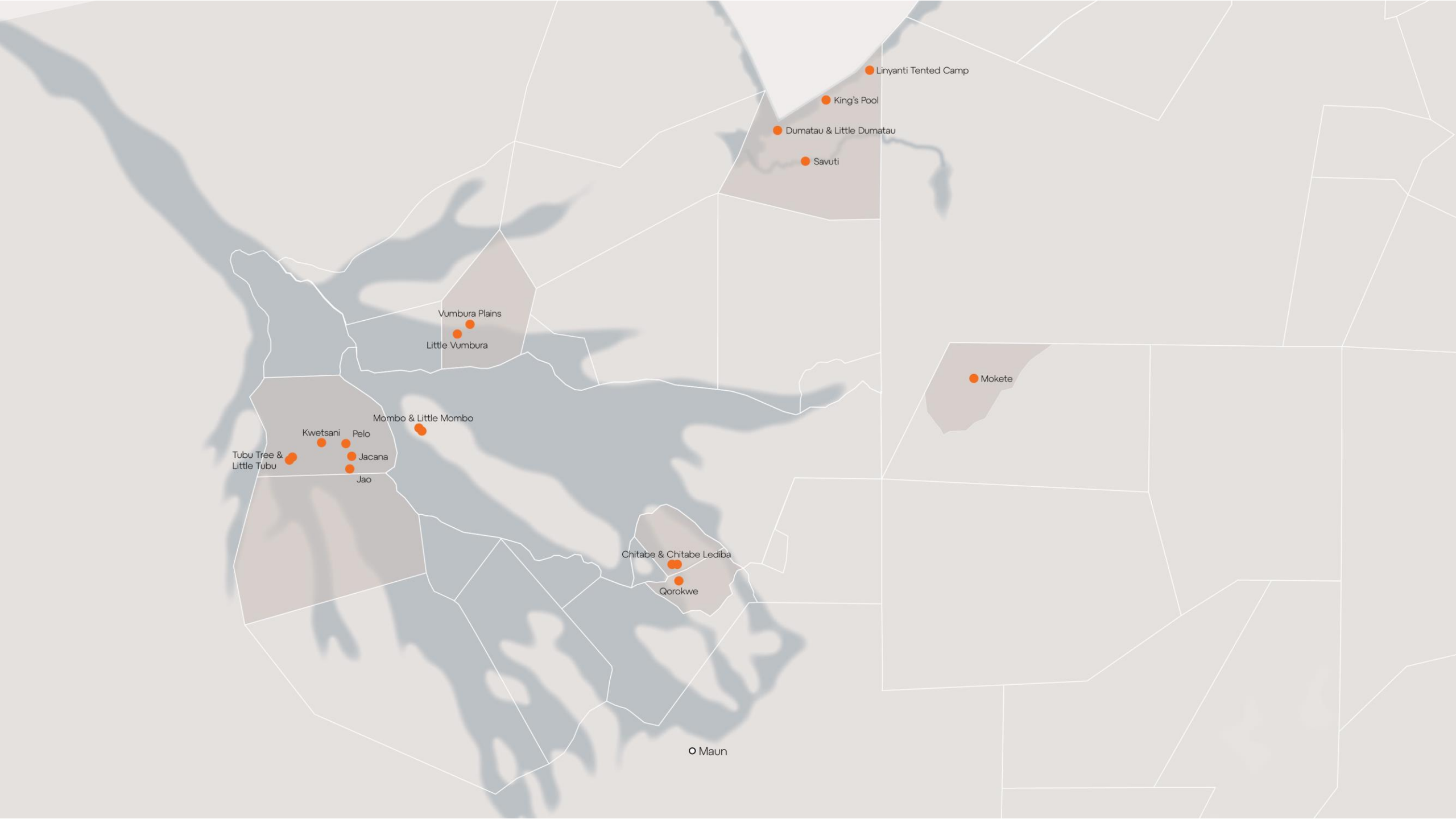


UNIQUE SELLING POINTS

Botswana

- **42% of Botswana's land is protected** for conservation and wildlife through a combination of national parks, private concessions and wildlife management areas.
- Botswana's **high-value, low-volume tourism strategy**, and low population, equal unsurpassed privacy and exclusivity for guests on safari.
- An oasis within the desert, it offers a **profusion of game**, predators and exceptional birds.





Linyanti Tented Camp

King's Pool

Dumatau & Little Dumatau

Savuti

Vumbura Plains

Little Vumbura

Mokeke

Mombo & Little Mombo

Kwetsani

Pelo

Tubu Tree & Little Tubu

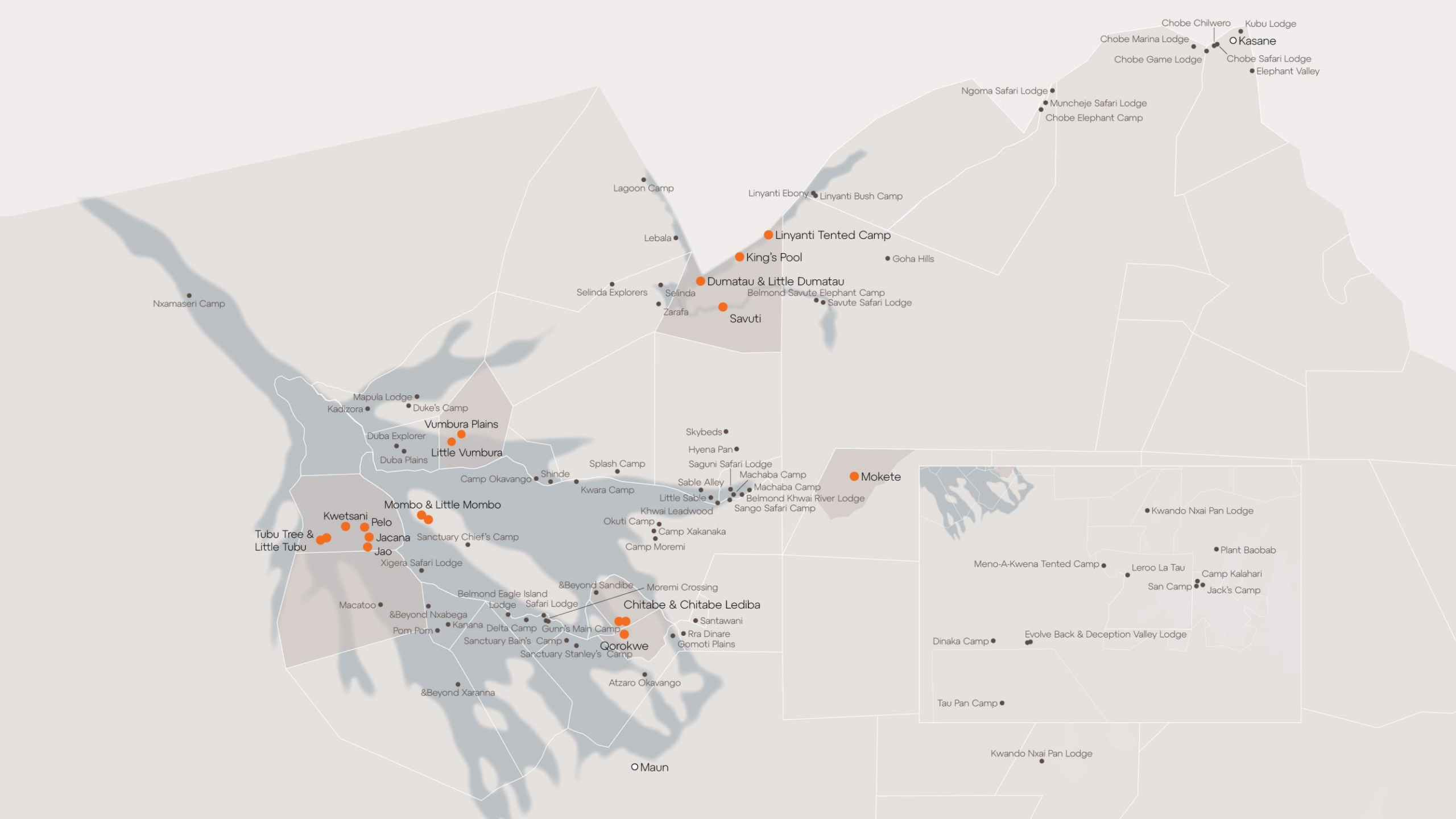
Jacana

Jao

Chitabe & Chitabe Lediba

Qorokwe

O Maun



Nxamaseri Camp

Chobe Marina Lodge
Chobe Game Lodge
Chobe Safari Lodge
Elephant Valley
Kasane
Kubu Lodge

Ngoma Safari Lodge
Muncheje Safari Lodge
Chobe Elephant Camp

Lagoon Camp
Lebala
Selinda Explorers
Selinda
Zarafa
Linyanti Ebony
Linyanti Bush Camp
Linyanti Tented Camp
King's Pool
Dumatau & Little Dumatau
Savuti
Belmond Savute Elephant Camp
Savute Safari Lodge
Goha Hills

Mapula Lodge
Kadzora
Duke's Camp
Duba Explorer
Duba Plains
Vumbura Plains
Little Vumbura

Camp Okavango
Shinde
Splash Camp
Kwara Camp
Skybeds
Hyena Pan
Saguni Safari Lodge
Sable Alley
Machaba Camp
Machaba Camp
Belmond Khwai River Lodge
Sango Safari Camp
Mokete
Khwai Leadwood
Okuti Camp
Camp Xakanaka
Camp Moremi

Momo & Little Momo
Kwetsani
Pelo
Jacana
Jao
Tubu Tree & Little Tubu
Sanctuary Chief's Camp
Xigera Safari Lodge

Macatoo
&Beyond Nxabega
Pom Pom
Kanana
Delta Camp
Sanctuary Bain's Camp
Sanctuary Stanley's Camp
&Beyond Sandibe
Safari Lodge
Moremi Crossing
Chitabe & Chitabe Lediba
Qorokwe
Atzaro Okavango
Santawani
Rra Dinare
Gomoti Plains

Kwando Nxai Pan Lodge
Meno-A-Kwena Tented Camp
Leroo La Tau
San Camp
Camp Kalahari
Jack's Camp
Plant Baobab
Dinaka Camp
Evolve Back & Deception Valley Lodge
Tau Pan Camp

Kwando Nxai Pan Lodge

OMaun



OUR REGIONS


DISCOVER BOTSWANA



WILDERNESS

Okavango Delta

DISCOVER AFRICA



DISCOVER BOTSWANA

The Okavango Delta



GEOGRAPHIC SIZE

16,000km²



BIRD SPECIES

+/- 400



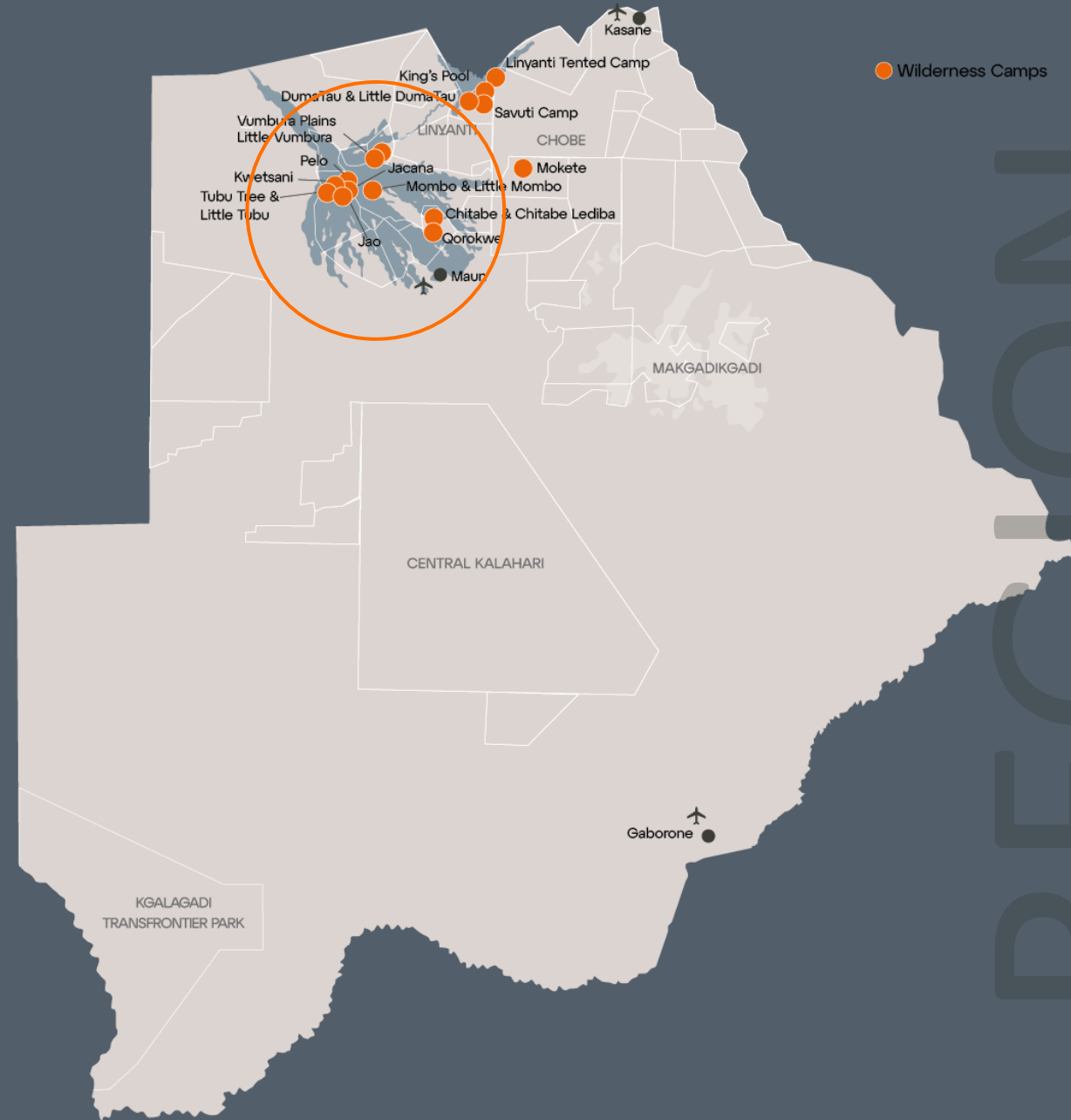
MAMMAL SPECIES

+/- 122



CAMPS

15 camps





UNIQUE SELLING POINTS

The Okavango Delta

- **Finest multi-purpose concession** in the Okavango Delta for wildlife and land and water activities year-round.
- The beauty of the floodplains, deep waterways, and riverine and island woodlands, as well as productive, dry interior, are explored through an **extensive range of activities**: day and night game drives, nature walks, boating, mokoro, hot air ballooning and helicopter rides.
- The extent of habitat is well illustrated in the **diversity of antelopes and vast array of large – and small – predators** (lion prides, African wild dogs, leopards and occasional cheetah, raptors) resulting in an immensely rich and thrilling wildlife experience.





OUR CAMPS

THE OKAVANGO DELTA



Linyanti Wildlife Reserve

DISCOVER AFRICA

DISCOVER BOTSWANA

The Linyanti



GEOGRAPHIC SIZE
1,250km²



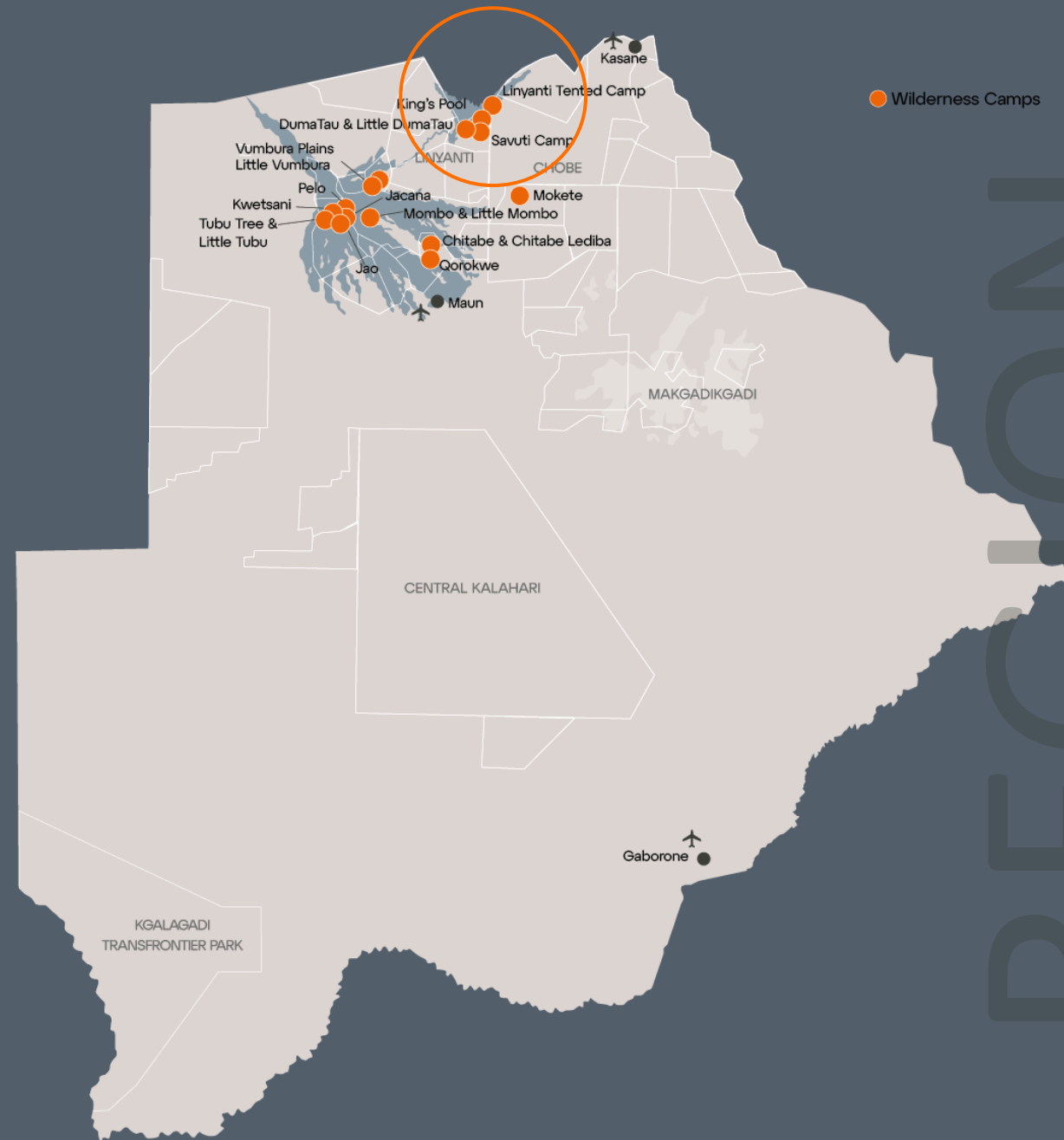
BIRD SPECIES
+/- 400



MAMMAL SPECIES
+/- 100



CAMPS
5 camps






● Linyanti Tented Camp

● King's Pool

● Dumatau & Little Dumatau

● Savuti



UNIQUE SELLING POINTS

The Linyanti

- Home to the **highest concentration of elephants** in Africa, the Linyanti is Africa's ultimate elephant conservation area.
- This is due to the Linyanti's unique situation at the intersection of three rivers – a vital water- and food source – and its position in the heart of the greater (unfenced) Kavango-Zambezi Transfrontier Conservation Area.
- With access to the fertile Kwando/Chobe ecosystem, the enormous 125 000-hectare Linyanti Wilderness Reserve **boasts the greatest habitat diversity** and game viewing in northern Botswana.
- The habitats include marshes and waterways, riverine woodland, Kalahari apple-leaf and cathedral-like mopane woodlands, as well as grasslands.



OUR CAMPS

THE LINYANTI



WILDERNESS

Mababe

DISCOVER AFRICA

DISCOVER BOTSWANA

The Linyanti



GEOGRAPHIC SIZE



BIRD SPECIES

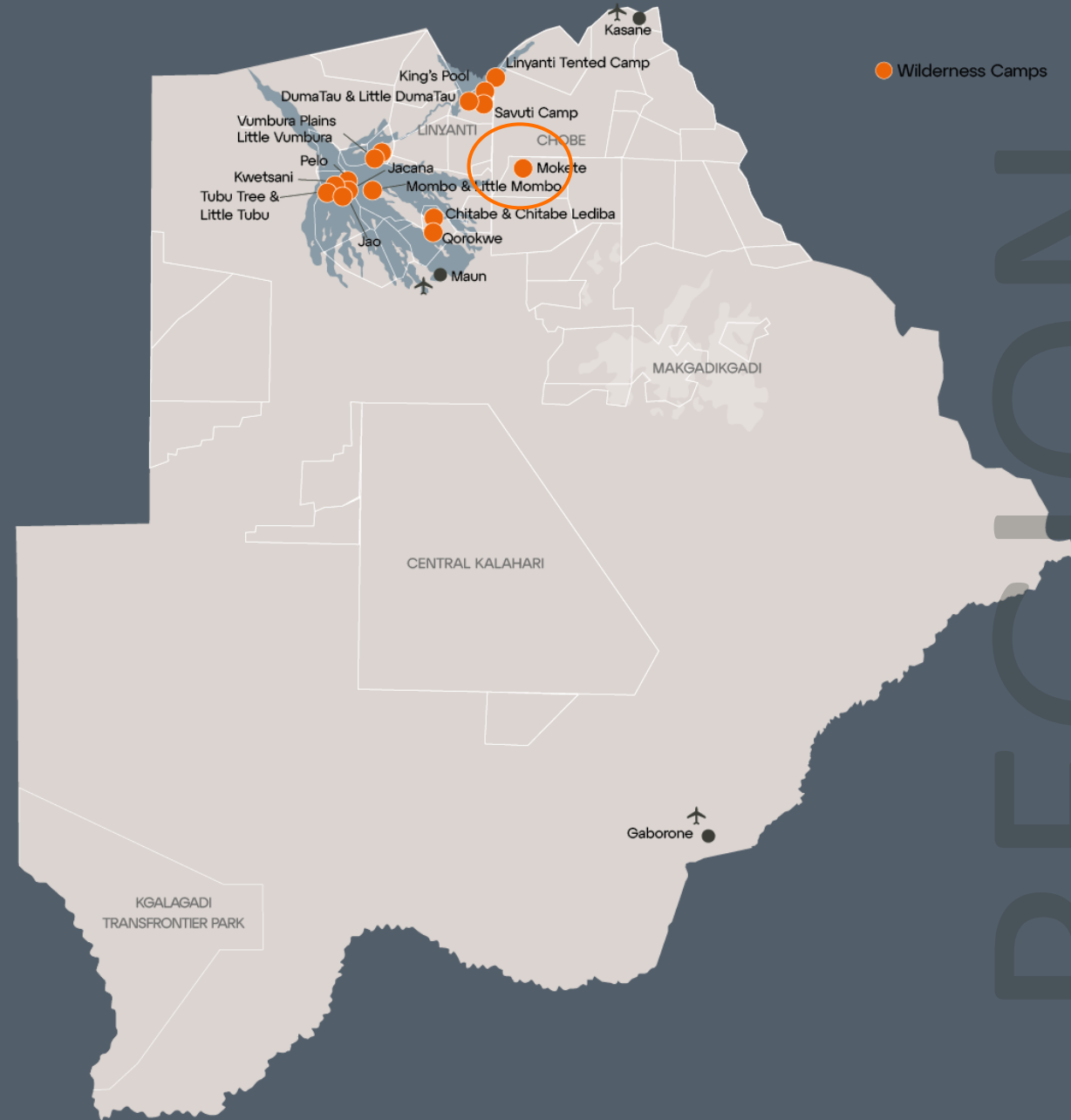


MAMMAL SPECIES



CAMPS

1 camp







UNIQUE SELLING POINTS

Mababe

- Distinctly unique for Botswana, 55,000-hectare Mababe is the exclusive home to one of three distal lakes of the Okavango, where three habitat types converge: the marsh (wetland) system of some 2,600 hectares fed by the perennial Mababe River, mopane and acacia woodlands, and the immense grassland plains.
- Being the closest to permanent water for hundreds of miles to the east, north and south, the area attracts numerous species' mega-herd aggregations, as well as great general diversity of other wildlife, all drawn to the life-giving waters and sustenance of the nutrient-rich grassland.
- Superherds of buffalo and other big herbivores, alongside high densities of lion prides and large hyena clans, result in a highly intense predator-prey dynamic. Hunts often play out in daylight (into the late mornings) on the open plains, which makes for easy visuals and impressive photographic opportunities. Cheetah also seen in good numbers.



OUR CAMPS

THE LINYANTI

THANK YOU



WILDERNESS