



WILDERNESS

CHITABE

TIMELESS, WILD, UNRIVALLED.

Wilderness Chitabe stands unrivalled, its mosaic of habitats drawing wildlife throughout the year. But beyond the game-rich landscapes, Chitabe offers something even rarer – a deep, undeniable sense of belonging. For 27 years, this legendary camp has been more than a place; it has been a home. A place where guests return, not just for the exceptional game viewing, but for the familiar warmth of a team who welcomes them as family. It's a rare and subtle magic, the kind that only time can weave. And now an exciting evolution is on the horizon; with a fresh, sustainable design – rebuilt Chitabe will remain true to its roots while embracing the future.

REOPENING – APRIL 2025

CONTENTS

01 A YEAR-ROUND EDEN

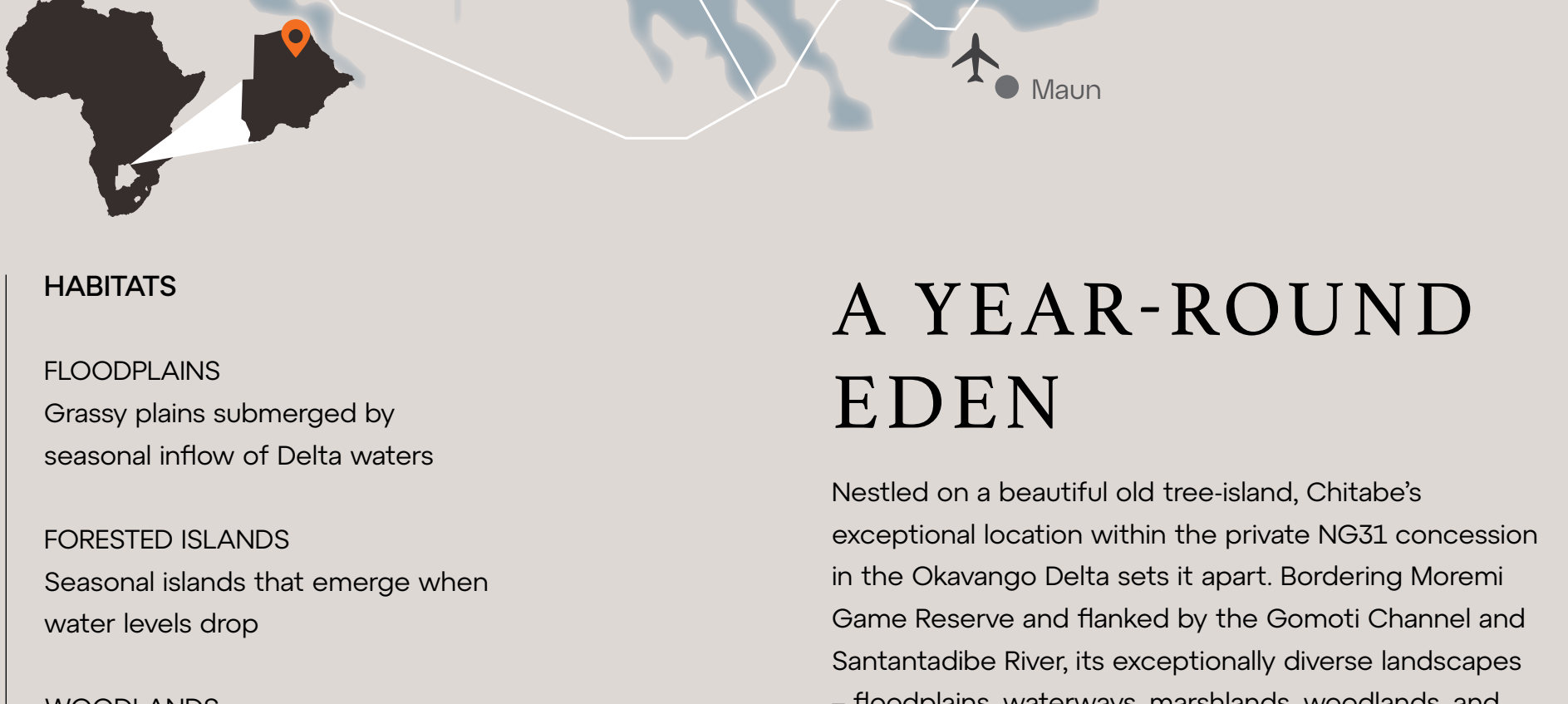
02 WILDLIFE

03 ACTIVITIES

04 WILDERNESS CHITABE

05 PLAN YOUR ITINERARIES

06 TOOLKIT



HABITATS

FLOODPLAINS

Grassy plains submerged by seasonal inflow of Delta waters

FORESTED ISLANDS

Seasonal islands that emerge when water levels drop

WOODLANDS

Acacia and mopane woodlands

A YEAR-ROUND EDEN

Nestled on a beautiful old tree-island, Chitabe's exceptional location within the private NG31 concession in the Okavango Delta sets it apart. Bordering Moremi Game Reserve and flanked by the Gomoti Channel and Santantadibe River, its exceptionally diverse landscapes – floodplains, waterways, marshlands, woodlands, and grasslands – support an extraordinary concentration of wildlife found in few other places in Africa.

02


WILDLIFE

Chitabe's impressive diversity of habitats makes it one of Botswana's most rewarding wildlife destinations. The convergence of the Gomoti and Santantadibe channels create a kind of peninsula, which supports a rich, year-round game viewing paradise. Here, predators thrive. Prides of lions, packs of wild dogs, and a remarkable cheetah population hunt the plains, with no fewer than 50 leopards recorded at Chitabe.

Elephant, buffalo, zebra and giraffe are seen alongside impala, tsessebe and kudu, offering spectacular sightings on game drives. The varied landscapes – floodplains, marshlands, woodlands, and grasslands – support a wealth of land and water birds. Chitabe is part of an internationally recognised IBA – Important Birding and Biodiversity Area – making birdwatching very rewarding; birdwatchers will delight in rare species such as Pel's fishing owl, wattled crane, slaty egret, and African hawk-eagle.



"One of Botswana's most rewarding wildlife destinations"



03

ACTIVITIES



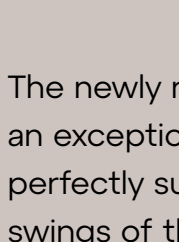
GAME DRIVES

Morning and afternoon game drives reveal the spectacular wildlife at sunrise and sunset. Day trips with picnic lunches can be arranged upon request.



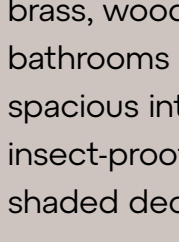
NIGHT DRIVES

Night drives with spotlights offer opportunities to see nocturnal wildlife



GUIDED NATURE WALKS*

Explore the Okavango Delta on foot with your expert guide (seasonal)



BIRDING

Chitabe is part of an internationally recognised IBA – Important Birding and Biodiversity Area – making birdwatching a very rewarding activity



BEHIND-THE-SCENES TOUR

See first-hand Wilderness Chitabe's commitment to sustainability in a back-of-house tour of the solar-powered operating system, and other eco-friendly practices



SCENIC HELICOPTER FLIGHT**

Take in this corner of the Delta from a new perspective



TSODILO HILLS EXCURSION**

Learn more about Botswana and the history of the San at this UNESCO World Heritage Site

*Seasonal **At extra cost



04

WILDERNESS CHITABE

The newly rebuilt Chitabe guest suites offer an exceptional blend of comfort and design, perfectly suited to the extreme temperature swings in this place – read the land like a well-worn map. Crafted to enhance the tent experience, the suites feature insulated canvas walls and roofs, creating a "cool-box" environment that maintains a light, airy feel. Stretch tents overhead provide shade while adding elegant, sweeping lines to the architecture. Thoughtful lighting enhances the ambience throughout the day, while aged brass, wood, and textured wallpaper in the bathrooms add to the organic aesthetic. The spacious interiors have high ceilings, large insect-proof mesh openings, and private shaded decks that open to horizon-wide views of the Delta.

- Spacious interiors: Light, airy, luxuriously appointed rooms are 113m² (1,216ft²) in extent (old ones were 68m² or 732ft²) – a 66% increase in size – and feature insulated walls, ceilings, and floors for improved comfort.
- Eco-friendly room cooling: Inspired by ancient Egyptian and Persian techniques, rooms now feature advanced evaporative air coolers, which are 90% more efficient than traditional air conditioners in Botswana's dry climate. Key benefits include reduced energy use, continuous fresh air circulation, humidity control for added comfort, and effective cooling with open windows.
- Sustainable design: Steel framework reduces ground impact by minimising contact points; no concrete, extending camp life expectancy.
- Upgraded interiors: a neutral palette with pops of warm colours, classical, sophisticated pieces of furniture along with organic materials such as wood, leather and wool bring a touch of warmth and comfort to the space. Each room has a unique panoramic canvas of Chitabe's wildlife, taken by co-owner Dave Hamman.
- Enhanced culinary experience: Revamped menu for a memorable taste of the Delta.

FACILITIES



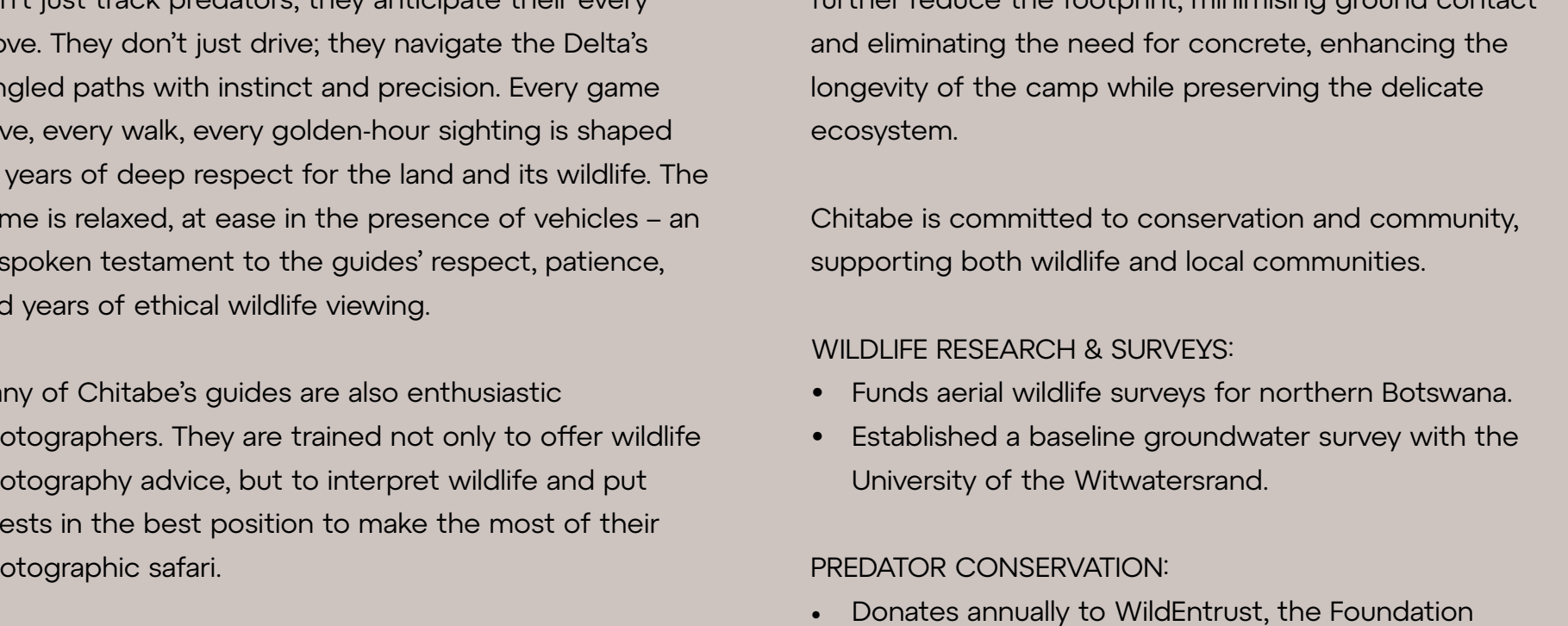
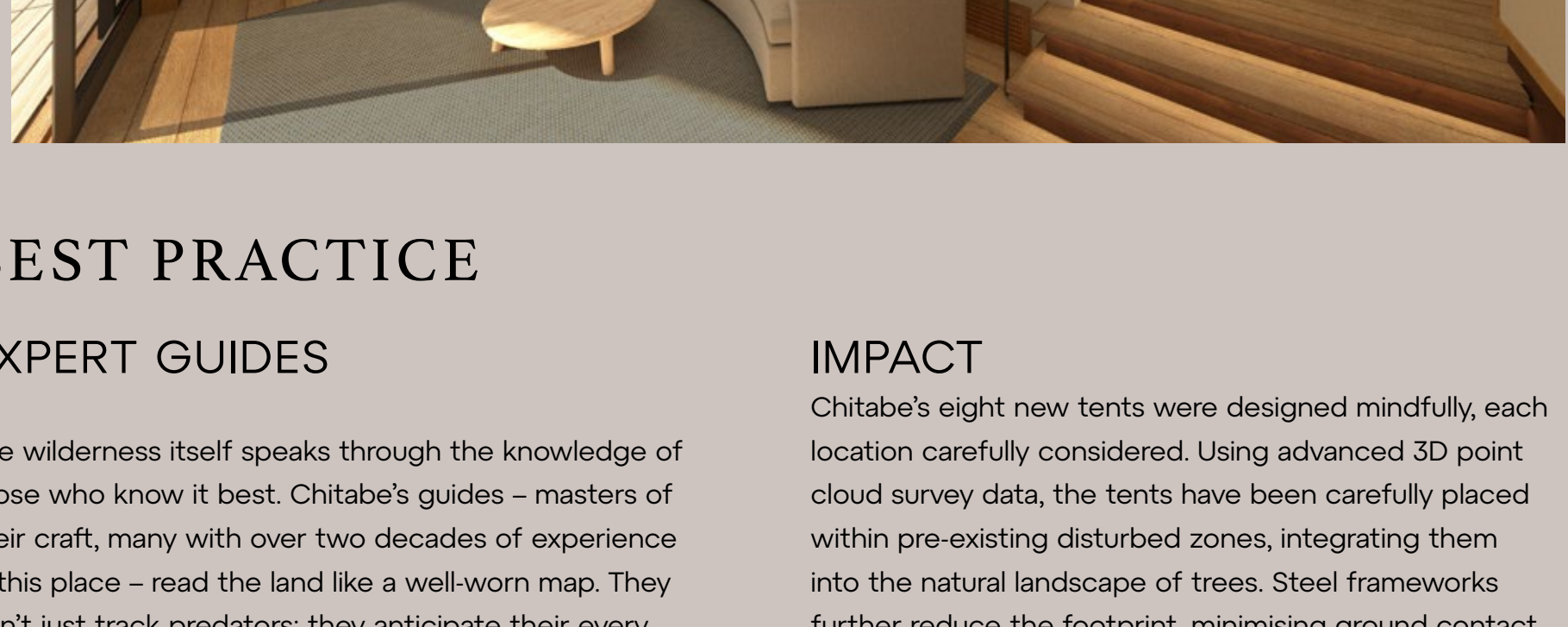
8 TENTS

SOLAR POWER

GYM

EVAPORATIVE COOLING

POOL



BEST PRACTICE

EXPERT GUIDES

The wilderness itself speaks through the knowledge of those who know it best. Chitabe's guides – masters of their craft, many with over two decades of experience in this place – read the land like a well-worn map. They don't just track predators; they anticipate their every move. They don't just drive; they navigate the Delta's tangled paths with instinct and precision. Every game drive, every walk, every golden-hour sighting is shaped by years of deep respect for the land and its wildlife. The game is relaxed, at ease in the presence of vehicles – an unspoken testament to the guides' respect, patience, and years of ethical wildlife viewing.

Many of Chitabe's guides are also enthusiastic photographers. They are trained not only to offer wildlife photography advice, but to interpret wildlife and put guests in the best position to make the most of their photographic safari.

IMPACT

Chitabe's eight new tents were designed mindfully, each location carefully considered. Using advanced 3D point cloud survey data, the tents have been carefully placed within pre-existing disturbed zones, integrating them into the natural landscape of trees. Steel frameworks further reduce the footprint, minimising ground contact and eliminating the need for concrete, enhancing the longevity of the camp while preserving the delicate ecosystem.

Chitabe is committed to local and community, supporting both wildlife and conservation communities.

WILDLIFE RESEARCH & SURVEYS:

- Funds aerial wildlife surveys for northern Botswana.
- Established a baseline groundwater survey with the University of the Witwatersrand.

PREDATOR CONSERVATION:

- Donates annually to WildEntrust, the Foundation overseeing Botswana Predator Conservation, Coaching for Conservation and Community Coexistence
- Supports wild dog and leopard research
- Has backed the Botswana Wild Dog Research Project since 1999, contributing to the world's most comprehensive wild dog database

COMMUNITY SUPPORT:

- Aids Maun Animal Welfare Society's vaccination campaigns
- Chitabe supports a staff of 85, contributing annually towards children's school fees, uniforms, and stationery, hosts staff families once a year at the camp
- Chitabe embraces profit sharing with all their employees
- Contributes to the Shorobe community, as well as various charitable organisations in the Maun community

HABITAT RESTORATION:

- Chitabe's nursery replants indigenous trees, including baobabs, to offset elephant damage
- Ensures long-term ecosystem health and involves guests in conservation efforts

05

PLAN YOUR ITINERARIES

JOURNEY WITH WILDERNESS

For the adventurous at heart, head from the plains of Chitabe to explore the wild and remote Mababe, before a sojourn in the tranquil treetops of the Okavango's Hunda Island.

[VIEW ITINERARY](#)

ACCESS BY AIR


Transfer with Wilderness Air to Chitabe Airstrip, followed by a 40-minute vehicle transfer/game drive to the camps.

CHILD POLICY:

6 years or older. No family rooms at Chitabe, but 2x family rooms at Chitabe Lediba.

From USD 1 567 pp sharing

Contact your Travel Designer for more information and to book



[PRESS RELEASE](#)

[WETU](#)

[WEBSITE](#)

