

WILDERNESS

TUBU TREE



Units: 4 - 12
Family Unit: 8A & 8B

NOTE: As Tubu Tree and Little Tubu may be sold as one camp for larger parties, the unit numbers run concurrently from # 1 to # 3 at Little Tubu and # 4 to # 12 at Tubu Tree.

FIREPLAN

THE FIRE ALARM:

- Three long blasts on your emergency horn is the fire alarm, to be sounded in the event of a fire in your unit.

IF YOU CAN CONTROL THE FIRE:

- If you are able to smother or dampen the fire, please do so.
- If you are sure the fire is controllable and you are able to operate the fire extinguisher (located in your unit, as indicated at check-in) properly, direct the spray at the base of where the flames appear to be.
- Under no circumstances attack a large fire or even approach the smoke zone if you are alone.
- Please do not take chances!

FIRE STATIONS:

The main fire station(s) (indicated on the map) are equipped with fire extinguishers, fire beaters, sand buckets, rakes and axes.

IF YOU CANNOT CONTROL THE FIRE:




- Evacuate immediately, taking the horn with you if possible.
- Find your way to the nearest assembly point as indicated on the map; camp staff will direct you further.
- If you are unable to reach the assembly point, proceed to any nearby area that is safe and alert camp staff by using the emergency horn provided in your room.

FIRE IN THE MAIN AREA:

In an event of a fire in the main area building, evacuate immediately and gather in the assembly point as indicated on the map.

Please take time to familiarise yourself and your companions with this map.

Your safety is of our utmost concern – stay calm and move away from danger. Please try and assist other guests who may be experiencing difficulties. Don't return to your room unless escorted by staff.

 Assembly Point  Fire Extinguishers  Fire Station

— Follow walk way to assembly point